



PATIENT LIFTING SLING

TABLE OF CONTENTS

Loop Access Hygiene Toileting Slings	4
Loop Quickfit General Purpose Slings	4
Loop Quickfit Deluxe Leg Amputee Slings	6
Loop Full Back General Purpose with Head Support Slings	6
Clip Comfort (Full Back) Cradle Slings with Head Support	8
Clip Comfort (Full Back) Cradle Access Hygiene Slings with Head Support	8
Loop Standing Transfer Slings	10
Loop Transport Slings	10
Clip Standing Transfer Slings	10
FIM Score Assessment Tool	12

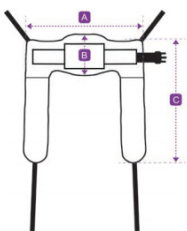
LOOP SLINGS

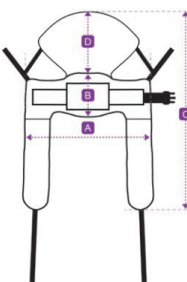
Oxford® Style Sling Color/Size Chart - Standard Size

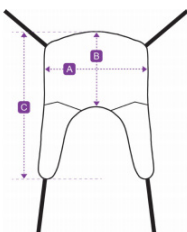
Recommended weight range should only be used as a guideline as other factors can affect sizing.

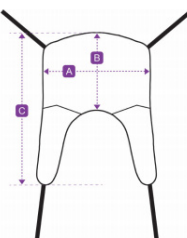
LIFT TYPES	SPREADER BAR	SLING SWL
Advance Elara Presence		227 kg

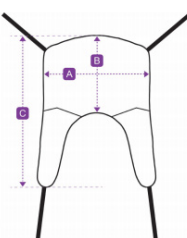
SLING	SIZE	COLOR	RECOMMENDED WEIGHT RANGE (kg)										FIM SCORE
			15	34	45	57	68	80	90	125	136	227	
<div>Access</div> <div></div> <div><div>Material: Padded</div><div></div></div>	XS	Brown	LG6245										2 & 3
	S	Red		LG6246									
	M	Yellow				LG6247							
	L	Green						LG6248					
	XL	Blue								LG6249			
<div>Access, Head Support</div> <div></div> <div><div>Material: Padded</div><div></div></div>	XS	Brown	LG6235										2 & 3
	S	Red		LG6236									
	M	Yellow				LG6237							
	L	Green						LG6238					
	XL	Blue								LG6239			
<div>Quickfit</div> <div></div> <div><div>Material: Padded</div><div></div></div>	S	Red	LG6047										1 & 2
	M	Yellow				LG6059							
	L	Green						LG6071					
	XL	Blue								LG6079			
<div>Quickfit</div> <div></div> <div><div>Material: Mesh</div><div></div></div>	XS	Brown	LG6538										1 & 2
	S	Red		LG6051									
	M	Yellow				LG6063							
	L	Green						LG6075					
	XL	Blue								LG6540			
<div>Quickfit</div> <div></div> <div><div>Material: Polyester</div><div></div></div>	S	Red	LG6043										1 & 2
	M	Yellow				LG6055							
	L	Green						LG6067					

Hygiene / Toileting / Access / Care Sling (No Head Support), Loop, Fabric		Enable Code	A	B	C	D
	SLING, Access Padded (XS)	LG6245	600mm	260mm	570mm	N/A
	SLING, Access Padded (S)	LG6246	700mm	280mm	660mm	N/A
	SLING, Access Padded (M)	LG6247	850mm	310mm	890mm	N/A
	SLING, Access Padded (L)	LG6248	1050mm	330mm	1000mm	N/A
	SLING, Access Padded (XL)	LG6249	1300mm	390mm	1160mm	N/A

Hygiene / Toileting / Access / Care Sling with Head Support, Loop, Fabric		Enable Code	A	B	C	D
	SLING, Access Padded with Head Support (XS)	LG6235	590mm	270mm	1180mm	440mm
	SLING, Access Padded with Head Support (S)	LG6236	690mm	300mm	1360mm	490mm
	SLING, Access Padded with Head Support (M)	LG6237	830mm	310mm	1550mm	540mm
	SLING, Access Padded with Head Support (L)	LG6238	1060mm	280mm	1600mm	590mm
	SLING, Access Padded with Head Support (XL)	LG6239	1260mm	340mm	1860mm	670mm

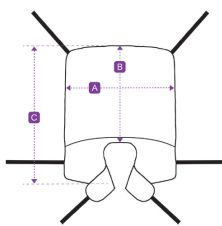
General Purpose Sling (No Head Support), Loop, Padded Legs		Enable Code	A	B	C	D
	SLING, Quickfit Padded (XS)	Special	640mm	470mm	960mm	N/A
	SLING, Quickfit Padded (S)	LG6047	730mm	560mm	1120mm	N/A
	SLING, Quickfit Padded (M)	LG6059	900mm	620mm	1210mm	N/A
	SLING, Quickfit Padded (L)	LG6071	1110mm	700mm	1400mm	N/A
	SLING, Quickfit Padded (XL)	LG6079	1390mm	910mm	1780mm	N/A

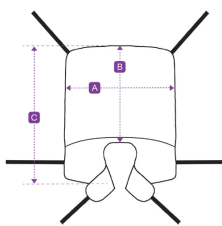
General Purpose Sling (No Head Support), Loop, Mesh		Enable Code	A	B	C	D
	SLING, Quickfit Net (XS)	LG6538	640mm	470mm	960mm	N/A
	SLING, Quickfit Net (S)	LG6051	730mm	560mm	1120mm	N/A
	SLING, Quickfit Net (M)	LG6063	900mm	620mm	1210mm	N/A
	SLING, Quickfit Net (L)	LG6075	1110mm	700mm	1400mm	N/A
	SLING, Quickfit Net (XL)	LG6540	1390mm	910mm	1780mm	N/A

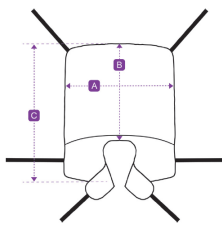
General Purpose Sling (No Head Support), Loop, Fabric		Enable Code	A	B	C	D
	SLING, Quickfit (XS)	Special	640mm	470mm	960mm	N/A
	SLING, Quickfit (S)	LG6043	730mm	560mm	1120mm	N/A
	SLING, Quickfit (M)	LG6055	900mm	620mm	1210mm	N/A
	SLING, Quickfit (L)	LG6067	1110mm	700mm	1400mm	N/A
	SLING, Quickfit (XL)	Special	1390mm	910mm	1780mm	N/A

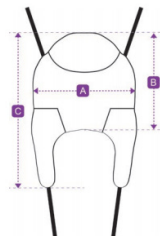
SLING	SIZE	COLOR	RECOMMENDED WEIGHT RANGE (kg)											FIM SCORE
			15	34	45	57	68	80	90	125	136	227		
Quickfit Deluxe  Material: Polyester 	S	Red		LG5010										1 & 2
	M	Yellow	LG5014											
	L	Green	LG5018											
Quickfit Deluxe  Material: Mesh 	S	Red		LG5012										1 & 2
	M	Yellow	LG5016											
	L	Green	LG5020											
Quickfit Deluxe  Material: Padded 	S	Red		LG6095										1 & 2
	M	Yellow	LG6101											
	L	Green	LG6107											
Full Back  Material: Polyester 	XS	Brown	LG6117											1 & 2
	S	Red	LG5030											
	M	Yellow	LG5032											
	L	Green	LG5034											
	XL	Blue	LG6125											
Full Back  Material: Mesh 	XS	Brown	LG6127											1 & 2
	S	Red	LG6129											
	M	Yellow	LG6131											
	L	Green	LG6133											
	XL	Blue	LG6135											

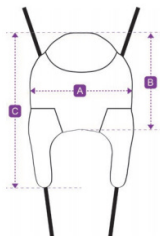
**All slings on this page may be used for amputees*

Deluxe Leg Sling (No Head Support), Loop, Fabric, Amputee		Enable Code	A	B	C	D
	SLING, Quickfit Deluxe (S)	LG5010	770mm	630mm	920mm	N/A
	SLING, Quickfit Deluxe (M)	LG5014	890mm	770mm	1120mm	N/A
	SLING, Quickfit Deluxe (L)	LG5018	1030mm	850mm	1180mm	N/A

Deluxe Leg Sling (No Head Support), Loop, Mesh, Amputee		Enable Code	A	B	C	D
	SLING, Quickfit Deluxe Net (S)	LG5012	770mm	630mm	920mm	N/A
	SLING, Quickfit Deluxe Net (M)	LG5016	890mm	770mm	1120mm	N/A
	SLING, Quickfit Deluxe Net (L)	LG5020	1030mm	850mm	1180mm	N/A

Deluxe Leg Sling (No Head Support), Loop, Padded Legs, Amputee		Enable Code	A	B	C	D
	SLING, Quickfit Deluxe Padded (S)	LG6095	770mm	630mm	920mm	N/A
	SLING, Quickfit Deluxe Padded (M)	LG6101	890mm	770mm	1120mm	N/A
	SLING, Quickfit Deluxe Padded (L)	LG6107	1030mm	850mm	1180mm	N/A

General Purpose with Head Support, Loop, Fabric		Enable Code	A	B	C	D
	SLING, Full Back Poly (XS)	LG6117	810mm	860mm	1310mm	N/A
	SLING, Full Back Poly (S)	LG5030	980mm	890mm	1370mm	N/A
	SLING, Full Back Poly (M)	LG5032	1180mm	1060mm	1580mm	N/A
	SLING, Full Back Poly (L)	LG5034	1360mm	1160mm	1760mm	N/A
	SLING, Full Back Poly (XL)	LG6125	1690mm	1340mm	2090mm	N/A

General Purpose with Head Support, Loop, Mesh		Enable Code	A	B	C	D
	SLING, Full Back Net (XS)	LG6127	810mm	860mm	1310mm	N/A
	SLING, Full Back Net (S)	LG6129	980mm	890mm	1370mm	N/A
	SLING, Full Back Net (M)	LG6131	1180mm	1060mm	1580mm	N/A
	SLING, Full Back Net (L)	LG6133	1360mm	1160mm	1760mm	N/A
	SLING, Full Back Net (XL)	LG6135	1690mm	1340mm	2090mm	N/A

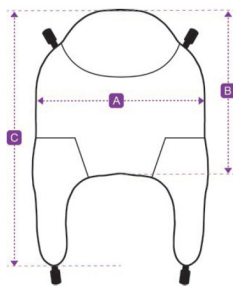
CLIP SLINGS

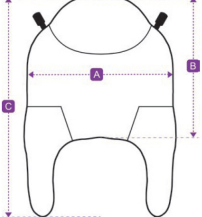
Oxford® Clip Style Sling Color/Size Chart - Standard Size

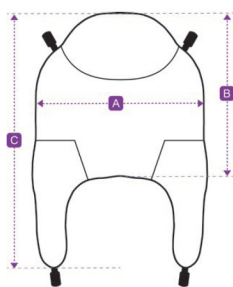
Recommended weight range should only be used as a guideline as other factors can affect sizing.

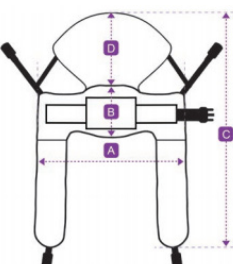
LIFT TYPES	CRADLE	SLING SWL
Presence Stature Advance (Shallow Cradle)	Clip 	227 kg

SLING	SIZE	COLOR	RECOMMENDED WEIGHT RANGE (kg)											FIM SCORE
			15	34	45	57	68	80	90	125	136	227		
<div>Comfort Standard</div> <div><div>Material: Polyester</div><div></div></div>	XS	Brown	LG6372											1 & 2
	S	Red	LG6373											
	M	Yellow	LG6374											
	L	Green	LG6375											
	XL	Blue	LG6376											
<div>Comfort</div> <div><div>Material: Mesh</div><div></div></div>	XS	Brown	LG6382											1 & 2
	S	Red	LG6383											
	M	Yellow	LG6384											
	L	Green	LG6385											
	XL	Blue	LG6386											
<div>Comfort</div> <div><div>Material: Padded</div><div></div></div>	XS	Brown	LG6377											1 & 2
	S	Red	LG6378											
	M	Yellow	LG6379											
	L	Green	LG6380											
	XL	Blue	LG6381											
<div>Access Comfort Head Support</div> <div><div>Material: Mesh</div><div></div></div>	S	Yellow	LG6394											2 & 3
	M	Green	LG6395											
	L	Blue	LG6396											

Pivot / Cradle Slings with Head Support, Clip, Fabric		Enable Code	A	B	C	D
	SLING, Comfort Polyester (XS)	LG6372	810mm	860mm	1310mm	N/A
	SLING, Comfort Polyester (S)	LG6373	980mm	890mm	1370mm	N/A
	SLING, Comfort Polyester (M)	LG6374	1180mm	1060mm	1580mm	N/A
	SLING, Comfort Polyester (L)	LG6375	1360mm	1160mm	1760mm	N/A
	SLING, Comfort Polyester (XL)	LG6376	1690mm	1340mm	2090mm	N/A

Pivot / Cradle Slings with Head Support, Clip, Mesh		Enable Code	A	B	C	D
	SLING, Comfort Net (XS)	LG6382	810mm	860mm	1310mm	N/A
	SLING, Comfort Net (S)	LG6383	980mm	890mm	1370mm	N/A
	SLING, Comfort Net (M)	LG6384	1180mm	1060mm	1580mm	N/A
	SLING, Comfort Net (L)	LG6385	1360mm	1160mm	1760mm	N/A
	SLING, Comfort Net (XL)	LG6386	1690mm	1340mm	2090mm	N/A


Pivot / Cradle Slings with Head Support, Clip, Padded Legs		Enable Code	A	B	C	D
	SLING, Comfort Padded Polyester (XS)	LG6377	810mm	860mm	1310mm	N/A
	SLING, Comfort Padded Polyester (S)	LG6378	980mm	890mm	1370mm	N/A
	SLING, Comfort Padded Polyester (M)	LG6379	1180mm	1060mm	1580mm	N/A
	SLING, Comfort Padded Polyester (L)	LG6380	1360mm	1160mm	1760mm	N/A
	SLING, Comfort Padded Polyester (XL)	LG6381	1690mm	1340mm	2090mm	N/A





Pivot / Cradle Slings with Head Support, Clip, Fabric		Enable Code	A	B	C	D
	SLING, Comfort Access Padded w/ Head Support (S)	LG6394	690mm	300mm	1360mm	490mm
	SLING, Comfort Access Padded w/ Head Support (M)	LG6395	830mm	310mm	1550mm	540mm
	SLING, Comfort Access Padded w/ Head Support (L)	LG6396	1060mm	280mm	1600mm	590mm


ACTIVE SLINGS



Oxford® Loop and Clip Style Sling Color/Size Chart - Standard Size

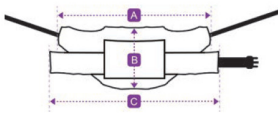
Recommended weight range should only be used as a guideline as other factors can affect sizing.

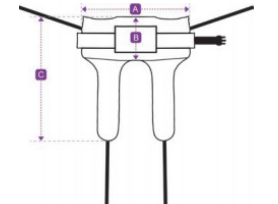
LIFT TYPES	CRADLE	SLING SWL
Ascend Elevate Journey	Loop 	200 kg

SLING	SIZE	COLOR	RECOMMENDED WEIGHT RANGE (kg)										FIM SCORE
			15	34	45	57	68	80	90	125	136	200	
<div>Deluxe Stand-Aid</div> <div><div>Material: Polyester</div></div>	S	Red		LS5112								3 & 4	
	M	Yellow				LS5114							
	L	Green						LS5110					
	XL	Blue							LS5116				
<div>Deluxe Transport</div> <div><div>Material: Polyester</div></div>	S	Red		LG6185								2, 3 & 4	
	M	Yellow				LG6184							
	L	Green						LG6186					

LIFT TYPES	CRADLE	SLING SWL
Oxford Switch Oxford Up	Clip 	200 kg

SLING	SIZE	COLOR	RECOMMENDED WEIGHT RANGE (kg)										FIM SCORE
			15	34	45	57	68	80	90	125	136	200	
<div>Deluxe Stand-Aid COMFORT CLIP</div> <div><div></div><div><div>Material: Polyester</div><div></div></div></div>	S	Red		LS5118									3 & 4
	M	Yellow				LS5120							
	L	Green						LS5122					
	XL	Blue							LS5124				

Deluxe Stand-Up / Standing Sling, Loop, Fabric		Enable Code	A	B	C	D
	SLING, Deluxe Standing (S)	LS5112	720mm	310mm	740mm	N/A
	SLING, Deluxe Standing (M)	LS5114	830mm	330mm	900mm	N/A
	SLING, Deluxe Standing (L)	LS5110	1070mm	340mm	1220mm	N/A
	SLING, Deluxe Standing (XL)	LS5116	1250mm	410mm	1400mm	N/A

Deluxe Stand-Up / Standing Sling, Loop, Fabric		Enable Code	A	B	C	D
	SLING, Deluxe Transport (S)	LG6185	670mm	290mm	860mm	N/A
	SLING, Deluxe Transport (M)	LG6184	840mm	340mm	1010mm	N/A
	SLING, Deluxe Transport (L)	LG6186	1100mm	400mm	1060mm	N/A

Deluxe Stand-Up / Standing / Transport Sling, Loop, Clip		Enable Code	A	B	C	D
	SLING, Deluxe Standing, Clip (S)	LS5118	720mm	310mm	740mm	N/A
	SLING, Deluxe Standing, Clip (M)	LS5120	830mm	330mm	900mm	N/A
	SLING, Deluxe Standing, Clip (L)	LS5122	1070mm	340mm	1220mm	N/A
	SLING, Deluxe Standing, Clip (XL)	LS5124	1250mm	410mm	1400mm	N/A

FIM SCORE EXPLAINED

FIM (Functional Independence Measure) is a widely used tool, particularly within the field of rehabilitation and involves the classification of a person's mobility according to 7 levels of function, from independence to total assistance. (Granger CV, Hamilton BB, Linacare JM, Heinemann AW, Wright BD, Performance profiles of the functional independence measure. Am J Phys Med Rehabil 1993; 72:84-9).

<p>Independent</p> <p>Another person is not required for the activity. (NO HELPER)</p>	<p>7. Complete Independence</p> <p>All of the tasks described as making up the activity are typically performed safely, without modification, assistive devices or aids and within a reasonable time.</p> <p>6. Modified Independence</p> <p>Activity requires one or more than one of the following: an assistive device, more than reasonable time, or safety (risk) considerations</p>
<p>Dependent</p> <p>Another person is required for either supervision or physical assistance in order for the activity to be performed (REQUIRES HELPER).</p>	<p>5. Supervision or set-up</p> <p>Person requires no more help than standby, cueing or coaxing without physical contact, or helper sets up needed items or applies orthoses.</p> <p>4. Minimal Assistance</p> <p>With physical contact, the person requires no more help than touching and person expends 75% or more of the effort.</p> <p>3. Moderate Assistance</p> <p>Person requires more help than touching alone or expends half (50%) or more (up to 75%) of the effort.</p>
<p>Complete Dependence</p> <p>The person expends less than half (50%) of the effort. Maximal or total assistance is required, or the activity is not performed.</p>	<p>2. Maximal Assistance</p> <p>Subject expends less than 50% of the effort, but at least 25%.</p> <p>1. Total Assistance</p> <p>Subject expends less than 25% of the effort.</p>

By looking at the broad categories 'dependent' (FIM scores 3, 4 and 5) and 'complete dependence' (FIM scores 1 and 2), the FIM can assist in equipment needs identification (remembering that this tool is not designed for person-specific risk assessment).

NOTES



At Enable we source quality, affordable and innovative products globally and have them available for fast delivery. But we do more than just provide products.

We give the knowledge and support to help our customers grow their business and deliver better life care.



ENABLE LIFECARE PTY LTD

T 1300 370 370

enablelifecare.com.au