



## PATIENT LIFTING SLING



## FAST

Our large warehouse and sophisticated fulfilment systems mean we can deliver with speed. This is supported by our online customer services, making it easy to track orders and re-order.

## INTELLIGENT

Years of research and development have allowed us to find care solutions that are affordable, innovative and useful. Our products cover manual handling pressure care and patient safety.

## CARE

We know our products inside and out and we want to share this knowledge and expertise. We help our customers find the right care solutions, as well as offering ongoing training, support and product maintenance.

# TABLE OF CONTENTS

## Loop Slings

Access Hygiene

Loop Quickfit GP

Loop Quickfit Deluxe Leg

Loop Full Back GP Head Support

4

---

## Loop Slings

Loop Universal MultiFit

8

---

## Clip Slings

Clip Comfort Head Support

Clip Comfort Access Head Support

10

---

## Active Slings

Loop Stand Deluxe

Loop Stand Deluxe Transport

Deluxe Stand-Aid Comfort Clip

12

---

## FIM Score Assessment Tool

14

---

## Notes


15


---

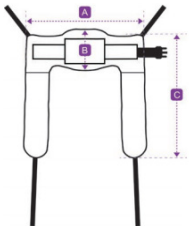
# LOOP SLINGS

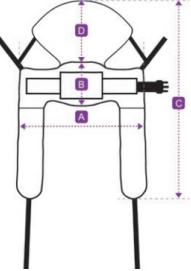
## Oxford® Style Sling Color/Size Chart - Standard Size

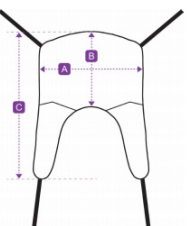
Recommended weight range should only be used as a guideline as other factors can affect sizing.

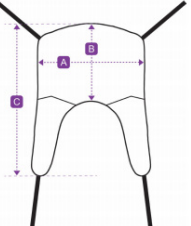
LIFT TYPES	SPREADER BAR	SLING SWL
Advance Presence Midi 180	Loop 	227 kg

SLING	SIZE	COLOR	RECOMMENDED WEIGHT RANGE (kg)											FIM SCORE
			15	34	45	57	68	80	90	125	136	227		
<div>Loop Access Hygiene</div> <div></div> <div>Material: Padded</div> <div></div>	XS	Brown	LG6245											2 & 3
	S	Red	LG6246											
	M	Yellow	LG6247											
	L	Green					LG6248							
	XL	Blue									LG6249			
<div>Loop Access Hygiene Head Support</div> <div></div> <div>Material: Padded</div> <div></div>	XS	Brown	LG6235											2 & 3
	S	Red	LG6236											
	M	Yellow	LG6237											
	L	Green					LG6238							
	XL	Blue									LG6239			
<div>Loop Quickfit GP</div> <div></div> <div>Material: Padded</div> <div></div>	S	Red	LG6047											1 & 2
	M	Yellow	LG6059											
	L	Green					LG6071							
	XL	Blue									LG6079			
<div>Loop Quickfit GP</div> <div></div> <div>Material: Mesh</div> <div></div>	XS	Brown	LG6538											1 & 2
	S	Red	LG6051											
	M	Yellow	LG6063											
	L	Green					LG6075							
	XL	Blue									LG6540			
<div>Loop Quickfit GP</div> <div></div> <div>Material: Polyester</div> <div></div>	S	Red	LG6043											1 & 2
	M	Yellow	LG6055											
	L	Green					LG6067							



Loop Sling Access Hygiene - Padded	Size	Enable Code	A	B	C	D
	XS	LG6245	600mm	260mm	570mm	N/A
	S	LG6246	700mm	280mm	660mm	N/A
	M	LG6247	850mm	310mm	890mm	N/A
	L	LG6248	1050mm	330mm	1000mm	N/A
	XL	LG6249	1300mm	390mm	1160mm	N/A



Loop Access Sling Hygiene Head Support - Padded	Size	Enable Code	A	B	C	D
	XS	LG6235	590mm	270mm	1180mm	440mm
	S	LG6236	690mm	300mm	1360mm	490mm
	M	LG6237	830mm	310mm	1550mm	540mm
	L	LG6238	1060mm	280mm	1600mm	590mm
	XL	LG6239	1260mm	340mm	1860mm	670mm



Loop Sling Quickfit General Purpose - Padded	Size	Enable Code	A	B	C	D
	XS	Special	640mm	470mm	960mm	N/A
	S	LG6047	730mm	560mm	1120mm	N/A
	M	LG6059	900mm	620mm	1210mm	N/A
	L	LG6071	1110mm	700mm	1400mm	N/A
	XL	LG6079	1390mm	910mm	1780mm	N/A



Loop Sling Quickfit General Purpose - Mesh	Size	Enable Code	A	B	C	D
	XS	LG6538	640mm	470mm	960mm	N/A
	S	LG6051	730mm	560mm	1120mm	N/A
	M	LG6063	900mm	620mm	1210mm	N/A
	L	LG6075	1110mm	700mm	1400mm	N/A
	XL	LG6540	1390mm	910mm	1780mm	N/A



Loop Sling Quickfit General Purpose - Polyester	Size	Enable Code	A	B	C	D
	XS	Special	640mm	470mm	960mm	N/A
	S	LG6043	730mm	560mm	1120mm	N/A
	M	LG6055	900mm	620mm	1210mm	N/A
	L	LG6067	1110mm	700mm	1400mm	N/A
	XL	Special	1390mm	910mm	1780mm	N/A

SLING	SIZE	COLOR	RECOMMENDED WEIGHT RANGE (kg)											FIM SCORE
			15	34	45	57	68	80	90	125	136	227		
<div>Loop Quickfit Deluxe Leg</div> <div><div>Material: Polyester</div></div>	S	Red		LG5010									1 & 2	
	M	Yellow				LG5014								
	L	Green						LG5018						

<b>Loop Quickfit Deluxe Leg</b>  <b>Material: Mesh</b> 	S	Red		LG5012									1 & 2
	M	Yellow				LG5016							
	L	Green						LG5020					

<b>Loop Quickfit Deluxe Leg</b>  <b>Material: Padded</b> 	S	Red		LG6095									1 & 2
	M	Yellow				LG6101							
	L	Green						LG6107					

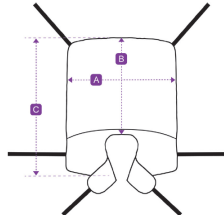
<div>Loop Full Back GP Head Support</div> <div><div>Material: Polyester</div><div></div></div>	XS	Brown	LG6117				1 & 2
	S	Red	LG5030				
	M	Yellow	LG5032				
	L	Green	LG5034				
	XL	Blue	LG6125				

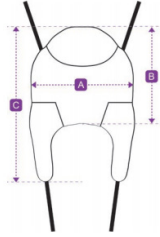
<div>Loop Full Back GP Head Support</div> <div><div>Material: Mesh</div><div></div></div>	XS	Brown	LG6127				1 & 2
	S	Red	LG6129				
	M	Yellow	LG6131				
	L	Green	LG6133				
	XL	Blue	LG6135				

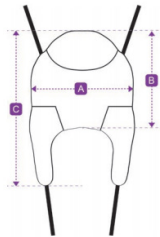
*\*All slings on this page may be used for amputees*

Loop Sling Quickfit Deluxe Leg - Polyester	Size	Enable Code	A	B	C	D
	S	LG5010	770mm	630mm	920mm	N/A
	M	LG5014	890mm	770mm	1120mm	N/A
	L	LG5018	1030mm	850mm	1180mm	N/A

Loop Sling Quickfit Deluxe Leg - Mesh	Size	Enable Code	A	B	C	D
	S	LG5012	770mm	630mm	920mm	N/A
	M	LG5016	890mm	770mm	1120mm	N/A
	L	LG5020	1030mm	850mm	1180mm	N/A

Loop Sing Quickfit Deluxe Leg - Padded	Size	Enable Code	A	B	C	D
	S	LG6095	770mm	630mm	920mm	N/A
	M	LG6101	890mm	770mm	1120mm	N/A
	L	LG6107	1030mm	850mm	1180mm	N/A

Loop Sling Full Back GP Head Support - Polyester	Size	Enable Code	A	B	C	D
	XS	LG6117	810mm	860mm	1310mm	N/A
	S	LG5030	980mm	890mm	1370mm	N/A
	M	LG5032	1180mm	1060mm	1580mm	N/A
	L	LG5034	1360mm	1160mm	1760mm	N/A
	XL	LG6125	1690mm	1340mm	2090mm	N/A


Loop Sling Full Back GP Head Support - Mesh	Size	Enable Code	A	B	C	D
	XS	LG6127	810mm	860mm	1310mm	N/A
	S	LG6129	980mm	890mm	1370mm	N/A
	M	LG6131	1180mm	1060mm	1580mm	N/A
	L	LG6133	1360mm	1160mm	1760mm	N/A
	XL	LG6135	1690mm	1340mm	2090mm	N/A



# LOOP SLINGS

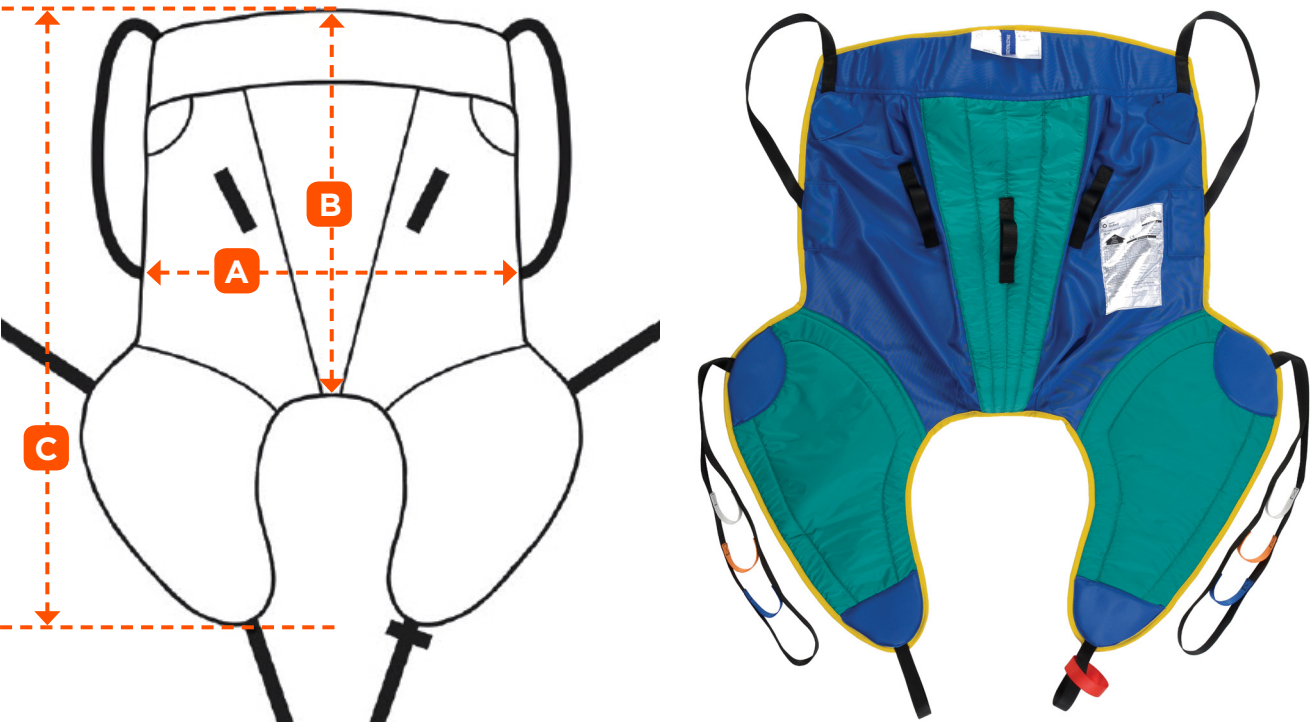
## Oxford® Universal Loop Sling MultiFit Colour/Size Chart - Standard Size

Universal sling suitable for toilet, general transfers and amputees. Recommended weight range should only be used as a guideline as other factors can affect sizing.

LIFT TYPES	SPREADER BAR	SLING SWL
Presence Midi 180 Advance	Loop <div>  </div>	227 kg

## Sizing Guide: Oxford® MultiFit Slings

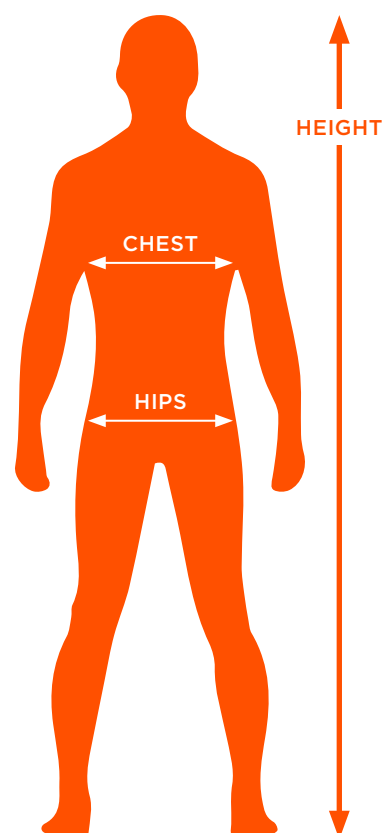
		1	2	3	4	5	6	7	8	9	10	11	12
Dimension	A	540mm	600mm	660mm	720mm	780mm	840mm	910mm	980mm	1040mm	1110mm	1200mm	1270mm
	B	480mm	520mm	570mm	620mm	670mm	750mm	810mm	840mm	880mm	910mm	930mm	950mm
	C	800mm	880mm	970mm	1070mm	1170mm	1310mm	1410mm	1460mm	1530mm	1570mm	1600mm	1630mm





## Sizing Guide: Oxford® Universal Loop Sling MultiFit

	Height (cm)	Girth (cm)	Max SWL	Size	Colour Code
<b>Paediatric</b> (XS - S)	75 - 95	45 - 55	227 kg / 35st	1 (XS)	LG6263
	95 - 110	50 - 60	227 kg / 35st	2 (XS)	LG6264
	110 - 130	55 - 70	227 kg / 35st	3 (S)	LG6265
	130 - 150	65 - 80	227 kg / 35st	4 (S)	LG6266
<b>Adult Male</b> (M - XL)	135 - 160	70 - 85	227 kg / 35st	5 (M)	LG6267
	145 - 170	75 - 90	227 kg / 35st	6 (M)	LG6268
	155 - 180	85 - 100	227 kg / 35st	7 (M)	LG6269
	160 - 190	95 - 115	227 kg / 35st	8 (M)	LG6270
	160 - 190	105 - 130	227 kg / 35st	9 (L)	LG6271
	160 - 190	125 - 150	227 kg / 35st	10 (L)	LG6272
	160 - 190	145 - 175	284 kg / 44st	11 (XL)	LG6273
	160 - 190	170 - 200	284 kg / 44st	12 (XL)	LG6274
<b>Adult Female</b> (M - XL)	130 - 155	85 - 100	227 kg / 35st	5 (M)	LG6267
	135 - 160	95 - 110	227 kg / 35st	6 (M)	LG6268
	140 - 165	105 - 125	227 kg / 35st	7 (M)	LG6269
	140 - 165	120 - 140	227 kg / 35st	8 (M)	LG6270
	140 - 165	135 - 155	227 kg / 35st	9 (L)	LG6271
	140 - 165	150 - 175	227 kg / 35st	10 (L)	LG6272
	140 - 165	170 - 200	284 kg / 44st	11 (XL)	LG6273



## Measuring the Client

You will need to take two measurements to find the most suitable sling size for your client; height and girth. See guidance below whilst referring to the diagram and table above for assistance.

### 1. Height

Take your client's full height as shown. It may prove more accurate to measure height from a recumbent (lying) position.

### 2. Girth

For female clients, measure around the hips. For male clients and children, measure around the chest just under the arms.

## Universal MultiFit

This Universal MultiFit incorporates over-sized leg supports to specifically cater for clients with larger than average hips/thighs. Should you find a client's girth size is too large to match the height in the table above, try these for comparison.

**PLEASE NOTE:** The above information is for guidance only. Enable Lifecare strongly recommends a thorough risk assessment takes prior to lifting/transferring and client to ensure their complete safety, comfort and dignity at all times.

# CLIP SLINGS

## Oxford® Clip Style Sling Color/Size Chart - Standard Size

Recommended weight range should only be used as a guideline  
as other factors can affect sizing.

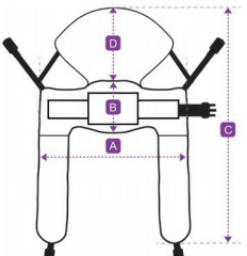
LIFT TYPES	CRADLE	SLING SWL
Presence Advance (Shallow Cradle)	Clip 	227 kg

SLING	SIZE	COLOR	RECOMMENDED WEIGHT RANGE (kg)											FIM SCORE
			15	34	45	57	68	80	90	125	136	227		
<b>Clip Comfort Head Support</b>  <b>Material: Polyester</b> 	XS	Brown	LG6372											1 & 2
	S	Red	LG6373											
	M	Yellow					LG6374							
	L	Green									LG6375			
	XL	Blue									LG6376			
<b>Clip Comfort Head Support</b>  <b>Material: Mesh</b> 	XS	Brown	LG6382											1 & 2
	S	Red	LG6383											
	M	Yellow					LG6384							
	L	Green									LG6385			
	XL	Blue									LG6386			
<b>Clip Comfort Head Support</b>  <b>Material: Padded</b> 	XS	Brown	LG6377											1 & 2
	S	Red	LG6378											
	M	Yellow					LG6379							
	L	Green									LG6380			
	XL	Blue									LG6381			
<b>Clip Comfort Access Head Support</b>  <b>Material: Mesh</b> 	S	Yellow	LG6394											2 & 3
	M	Green					LG6395							
	L	Blue									LG6396			

Clip Sling Comfort Head Support - Polyester	Size	Enable Code	A	B	C	D
	XS	LG6372	810mm	860mm	1310mm	N/A
	S	LG6373	980mm	890mm	1370mm	N/A
	M	LG6374	1180mm	1060mm	1580mm	N/A
	L	LG6375	1360mm	1160mm	1760mm	N/A
	XL	LG6376	1690mm	1340mm	2090mm	N/A

Clip Sling Comfort Head Support - Mesh	Size	Enable Code	A	B	C	D
	XS	LG6382	810mm	860mm	1310mm	N/A
	S	LG6383	980mm	890mm	1370mm	N/A
	M	LG6384	1180mm	1060mm	1580mm	N/A
	L	LG6385	1360mm	1160mm	1760mm	N/A
	XL	LG6386	1690mm	1340mm	2090mm	N/A


Clip Sling Comfort Head Support - Padded	Size	Enable Code	A	B	C	D
	XS	LG6377	810mm	860mm	1310mm	N/A
	S	LG6378	980mm	890mm	1370mm	N/A
	M	LG6379	1180mm	1060mm	1580mm	N/A
	L	LG6380	1360mm	1160mm	1760mm	N/A
	XL	LG6381	1690mm	1340mm	2090mm	N/A





Clip Sling Comfort Access Head Support - Mesh	Size	Enable Code	A	B	C	D
	S	LG6394	690mm	300mm	1360mm	490mm
	M	LG6395	830mm	310mm	1550mm	540mm
	L	LG6396	1060mm	280mm	1600mm	590mm


# ACTIVE SLINGS



## Oxford® Loop and Clip Style Sling Color/Size Chart - Standard Size

Recommended weight range should only be used as a guideline as other factors can affect sizing.

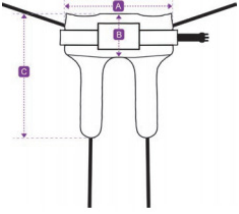
LIFT TYPES	CRADLE	SLING SWL
Ascend Journey	Loop 	200 kg

SLING	SIZE	COLOR	RECOMMENDED WEIGHT RANGE (kg)										FIM SCORE	
			15	34	45	57	68	80	90	125	136	200		
<div>Loop Stand Deluxe</div> <div><div>Material: Polyester</div></div>	S	Red		LS5112								3 & 4		
	M	Yellow				LS5114								
	L	Green					LS5110							
	XL	Blue							LS5116					
<div>Loop Stand Deluxe Transport</div> <div><div>Material: Polyester</div></div>	S	Red		LG6185										2, 3 & 4
	M	Yellow				LG6184								
	L	Green						LG6186						

LIFT TYPES	CRADLE	SLING SWL
Oxford Switch Oxford Up	Clip 	200 kg

SLING	SIZE	COLOR	RECOMMENDED WEIGHT RANGE (kg)										FIM SCORE																																			
			15	34	45	57	68	80	90	125	136	200																																				
<div><div>Deluxe Stand-Aid Comfort Clip</div><div><div></div><div><div>Material: Polyester</div><div></div></div></div></div> <tr><td>S</td><td>Red</td><td></td><td colspan="4">LS5118</td><td colspan="4"></td><td rowspan="4">3 &amp; 4</td></tr> <tr><td>M</td><td>Yellow</td><td colspan="3"></td><td colspan="4">LS5120</td><td colspan="3"></td></tr> <tr><td>L</td><td>Green</td><td colspan="5"></td><td colspan="4">LS5122</td><td></td></tr> <tr><td>XL</td><td>Blue</td><td colspan="6"></td><td colspan="4">LS5124</td></tr>	S	Red		LS5118								3 & 4	M	Yellow				LS5120							L	Green						LS5122					XL	Blue							LS5124			
	S	Red		LS5118									3 & 4																																			
	M	Yellow				LS5120																																										
	L	Green						LS5122																																								
XL	Blue							LS5124																																								

Loop Sling Stand Deluxe - Polyester	Size	Enable Code	A	B	C	D
	S	LS5112	720mm	310mm	740mm	N/A
	M	LS5114	830mm	330mm	900mm	N/A
	L	LS5110	1070mm	340mm	1220mm	N/A
	XL	LS5116	1250mm	410mm	1400mm	N/A

Loop Sling Stand Deluxe Transport - Polyester	Size	Enable Code	A	B	C	D
	S	LG6185	670mm	290mm	860mm	N/A
	M	LG6184	840mm	340mm	1010mm	N/A
	L	LG6186	1100mm	400mm	1060mm	N/A

Deluxe Stand-Up / Standing / Transport Sling, Loop, Clip	Size	Enable Code	A	B	C	D
	S	LS5118	720mm	310mm	740mm	N/A
	M	LS5120	830mm	330mm	900mm	N/A
	L	LS5122	1070mm	340mm	1220mm	N/A
	XL	LS5124	1250mm	410mm	1400mm	N/A

# FIM SCORE EXPLAINED

FIM (Functional Independence Measure) is a widely used tool, particularly within the field of rehabilitation and involves the classification of a person's mobility according to 7 levels of function, from independence to total assistance. (Granger CV, Hamilton BB, Linacare JM, Heinemann AW, Wright BD, Performance profiles of the functional independence measure. Am J Phys Med Rehabil 1993; 72:84-9).

<p><b>Independent</b></p> <p>Another person is not required for the activity. (NO HELPER)</p>	<p><b>7. Complete Independence</b> All of the tasks described as making up the activity are typically performed safely, without modification, assistive devices or aids and within a reasonable time.</p> <p><b>6. Modified Independence</b> Activity requires one or more than one of the following: an assistive device, more than reasonable time, or safety (risk) considerations</p>
<p><b>Dependent</b></p> <p>Another person is required for either supervision or physical assistance in order for the activity to be performed (REQUIRES HELPER).</p>	<p><b>5. Supervision or set-up</b> Person requires no more help than standby, cueing or coaxing without physical contact, or helper sets up needed items or applies orthoses.</p> <p><b>4. Minimal Assistance</b> With physical contact, the person requires no more help than touching and person expends 75% or more of the effort.</p> <p><b>3. Moderate Assistance</b> Person requires more help than touching alone or expends half (50%) or more (up to 75%) of the effort.</p>
<p><b>Complete Dependence</b></p> <p>The person expends less than half (50%) of the effort. Maximal or total assistance is required, or the activity is not performed.</p>	<p><b>2. Maximal Assistance</b> Subject expends less than 50% of the effort, but at least 25%.</p> <p><b>1. Total Assistance</b> Subject expends less than 25% of the effort.</p>

By looking at the broad categories 'dependent' (FIM scores 3, 4 and 5) and 'complete dependence' (FIM scores 1 and 2), the FIM can assist in equipment needs identification (remembering that this tool is not designed for person-specific risk assessment).

## NOTES





**At Enable we source quality, affordable and innovative products globally and have them available for fast delivery. But we do more than just provide products.**

**We give the knowledge and support to help our customers grow their business and deliver better life care.**



**ENABLE LIFECARE PTY LTD**

**T 1300 370 370**

**[enablelifecare.com.au](http://enablelifecare.com.au)**