

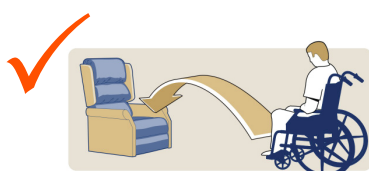
Oxford[®] Deluxe Transport Slings



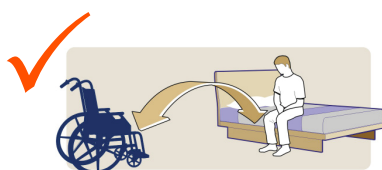
Deluxe Transport

The Oxford® Deluxe Transport sling is suitable for those patients with a degree of weight bearing ability. It is an easy fit general-purpose sling giving full support to most clients. It will not suit double amputees or lifting from a horizontal position.

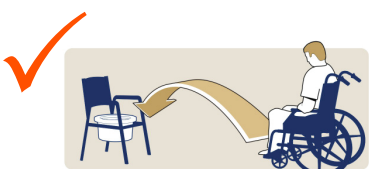
- ✓ Fully padded design offers excellent patient comfort
- ✓ Coloured attachment loops promote correct/safe positioning
- ✓ Non-slip back section ensures the sling does not 'ride up'
- ✓ Adjustable waist strap for added support and security
- ✓ Can be customised to fulfil patient specific needs



Chair to Chair



Bed to Chair/Chair to Bed
(From/to seated position)



Chair to Commode/Toilet



Rehab/Assisted Standing



Size	Part No.	SWL
XS	Special Order	200 kg
S	LG6185	200 kg
M	LG6184	200 kg
L	LG6186	200 kg
XL	Special Order	200 kg





At Enable we source quality, affordable and innovative products globally and have them available for fast delivery. But we do more than just provide products.

We give the knowledge and support to help our customers grow their business and deliver better life care.



ENABLE LIFECARE PTY LTD

T 1300 370 370

enablelifecare.com.au